

Bandhan S&P BSE Sensex ETF[§] (BSE scrip code: 540154)

An open ended scheme tracking S&P BSE Sensex Index

An open-ended Exchange Traded Fund that seeks to provide returns that, before expenses, closely correspond to the total return of the S&P BSE Sensex, subject to tracking errors.

PORTFOLIO

(30 June 2023)

Name of the Instrument	% to NAV
Equity and Equity related Instruments	99.50%
Banks	30.66%
HDFC Bank	10.26%
ICICI Bank	8.94%
Axis Bank	3.69%
Kotak Mahindra Bank	3.61%
State Bank of India	2.95%
IndusInd Bank	1.22%
IT - Software	14.61%
Infosys	6.57%
Tata Consultancy Services	4.61%
HCL Technologies	1.68%
Tech Mahindra	0.96%
Wipro	0.79%
Petroleum Products	11.87%
Reliance Industries	11.87%
Finance	10.83%
HDFC	7.03%
Bajaj Finance	2.52%
Bajaj Finserv	1.28%
Diversified FMCG	8.55%
ITC	5.34%
Hindustan Unilever	3.21%
Automobiles	4.99%
Mahindra & Mahindra	1.85%
Maruti Suzuki India	1.72%
Tata Motors	1.42%
Construction	4.02%
Larsen & Toubro	4.02%
Consumer Durables	3.72%
Asian Paints	2.02%

FUND FEATURES:

(Data as on 30th June'23)

Category: Exchange Traded

Inception Date: 7th October 2016

Monthly Avg AUM: ₹ 0.94 Crores

Fund Manager: Mr. Nemish Sheth (w.e.f 1st November 2021)

Benchmark: S&P BSE Sensex TRI

Exit Load: Nil

Other Parameters:

Beta: 0.99

R Squared: 1.00

Standard Deviation (Annualized): 14.59%

SIP (Minimum Amount): NA

SIP Frequency: NA

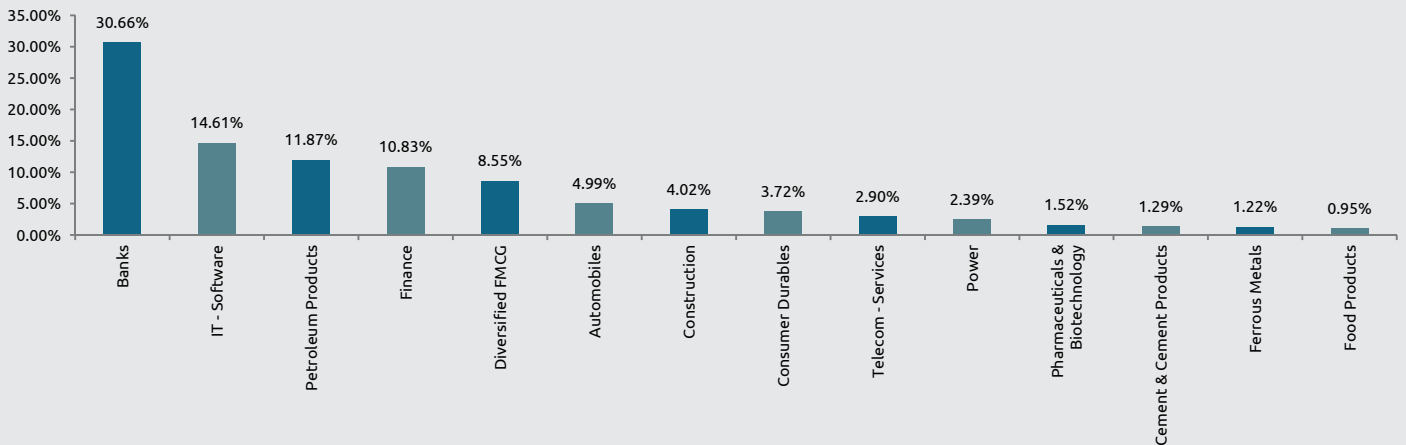
SIP Dates (Monthly): NA

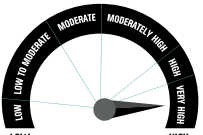
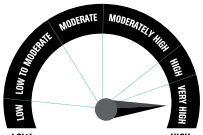
[§]With effect from 13th March 2023, the name of "IDFC S&P BSE Sensex ETF" has changed to "Bandhan S&P BSE Sensex ETF"

Ratios calculated on the basis of 3 years history of monthly data.

PORTFOLIO		(31 May 2023)
Name of the Instrument	% to NAV	
Titan Company	1.70%	
Telecom - Services	2.90%	
Bharti Airtel	2.90%	
Power	2.39%	
NTPC	1.22%	
Power Grid Corporation of India	1.18%	
Pharmaceuticals & Biotechnology	1.52%	
Sun Pharmaceutical Industries	1.52%	
Cement & Cement Products	1.29%	
UltraTech Cement	1.29%	
Ferrous Metals	1.22%	
Tata Steel	1.22%	
Food Products	0.95%	
Nestle India	0.95%	
Net Cash and Cash Equivalent	0.50%	
Grand Total	100.00%	

INDUSTRY ALLOCATION



Scheme risk-o-meter	This product is suitable for investors who are seeking*	Benchmark risk-o-meter
 <p>LOW MODERATE MODERATELY HIGH HIGH HIGH</p> <p>LOW HIGH</p> <p>Investors understand that their principal will be at Very High risk</p>	<ul style="list-style-type: none"> To create wealth over long term. Investing in equity and equity related instruments forming part of S&P BSE Sensex Index. <p>*Investors should consult their financial advisers if in doubt about whether the product is suitable for them.</p>	 <p>LOW MODERATE MODERATELY HIGH HIGH HIGH</p> <p>LOW HIGH</p> <p>S&P BSE Sensex TRI</p>